

GEYLANG METHODIST SCHOOL (SECONDARY)

STARS Programme

21ST CC SKILLS THROUGH
STUDENT-INITIATED LEARNING (SIL)

SIL IN GMS(S)

An opportunity to provide students with :

- A dedicated time and space for students to pursue their own interests during HBL days.
- A platform for students to grow their passion, develop self-directed skills and be lifelong learners.





Sports and Wellness



Technology and Innovation



Aesthetics



Reading and Writing



Sustainable Living

THE GM STARS PROGRAMME

Students embark on mini projects in these **5 different domains**. Through different learning experiences, they learn and apply **21st CC skills**.

Learning Experiences:

Discover, Develop, Deepen, Demonstrate and Display.

21st CC Skills:

Information Skills, Critical and Inventive Thinking, Collaboration and Communication.

STARS Programme Activity	Term(s)/ Number of Sessions	Purpose
Exploration of Interests	Term 1 (2 sessions)	Students gain self-awareness through exploration to discover more about their interests . This will help students choose one domain in STARS that they are interested in.
SIL activities	Terms 1 to 3 Sec 1 : 7 sessions Sec 2 : 4 sessions + GEMS@Work (Job Shadow)	Students work on activities in the area of STARS they have chosen. They also prepare their presentations along the way. Sec 2 students explore career interests through GEMS@Work in Term 3.
Showcase 1	Term 2 (1 session)	Students showcase their Sem 1 SIL journey (experiences, challenges and learning points) through their presentations.
SHINE Like MADD Programme & Showcase 2	Term 4 Post-Exam Programme (8 hours)	Students extend their learning through workshops conducted by experts in the industry . In-person sessions conducted by vendors. There will also be a Showcase .



For every session, students to write the following in Padlet.

They are to upload photos, videos, links to websites.

- 1) What is your activity for today?
- 2) Describe what you did for your activity.
- 3) What did you learn from today's activity?
- 4) What are the challenges and how did you overcome them?

TEACHER'S PADLET WALL



:Padlet

Wendy Wong • 1h

F18 STARS (SIL) 2024

Introduction to STARS (SIL)

What you need to do for every SIL Activity session.

For every session, you are to do the following on your own Padlet Wall.

- 1) Upload photos, videos, links etc
- 2) Write the following:
 - a) What is your activity for today
 - b) Describe what you did for your activity.

Messi

Padlet Link

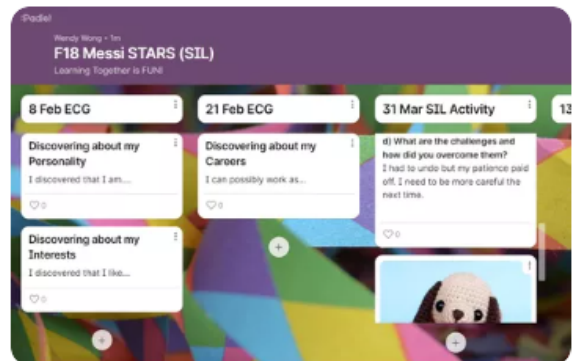
padlet.com/arielle_charis_koo/

Neymar

Padlet Link

padlet.com/ashifa/

31 March



STUDENT'S PADLET WALL



:Padlet

Wendy Wong • 1m

F18 Messi STARS (SIL)

Learning Together is FUN!

8 Feb ECG

Discovering about my Personality

I discovered that I am...

♡ 0

Discovering about my Interests

I discovered that I like...

♡ 0

21 Feb ECG

Discovering about my Careers

I can possibly work as...

♡ 0

31 Mar SIL Activity

d) What are the challenges and how did you overcome them?

I had to undo but my patience paid off. I need to be more careful the next time.

♡ 0

13 Apr SIL Activity



A GM STUDENT'S JOURNEY IN THE STARS PROGRAMME



HELLO! I AM ROBERT 😊

I was first introduced to the STARS programme in January this year by my teachers.

I learnt that on HBL days, I would have a chance to learn about something I am truly interested in.

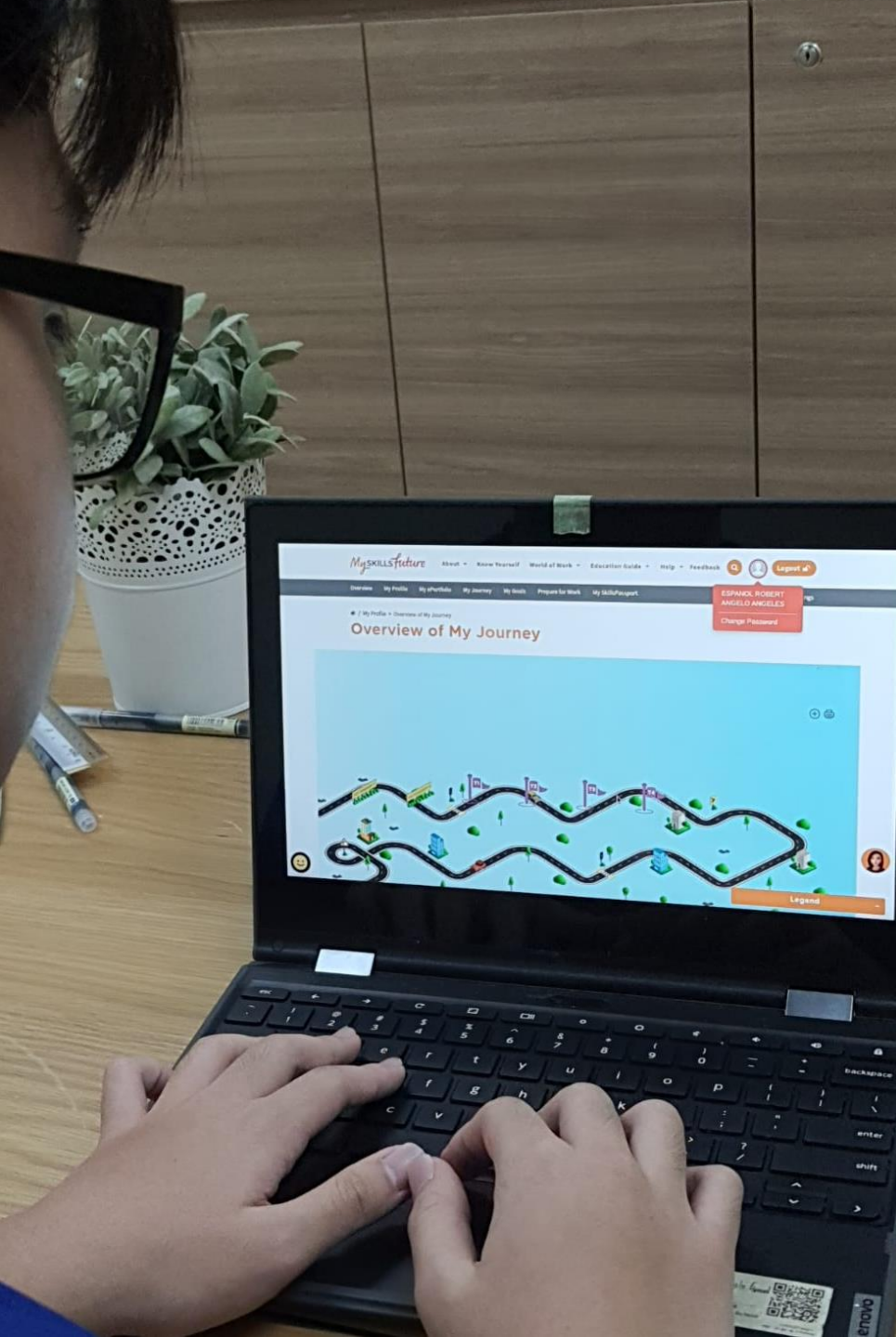
I began to think of all the possibilities ...

DISCOVER THROUGH INFORMATION SKILLS

I accessed **MySkillsFuture**.

I learnt more about myself in terms of my **personality, interests and values.**

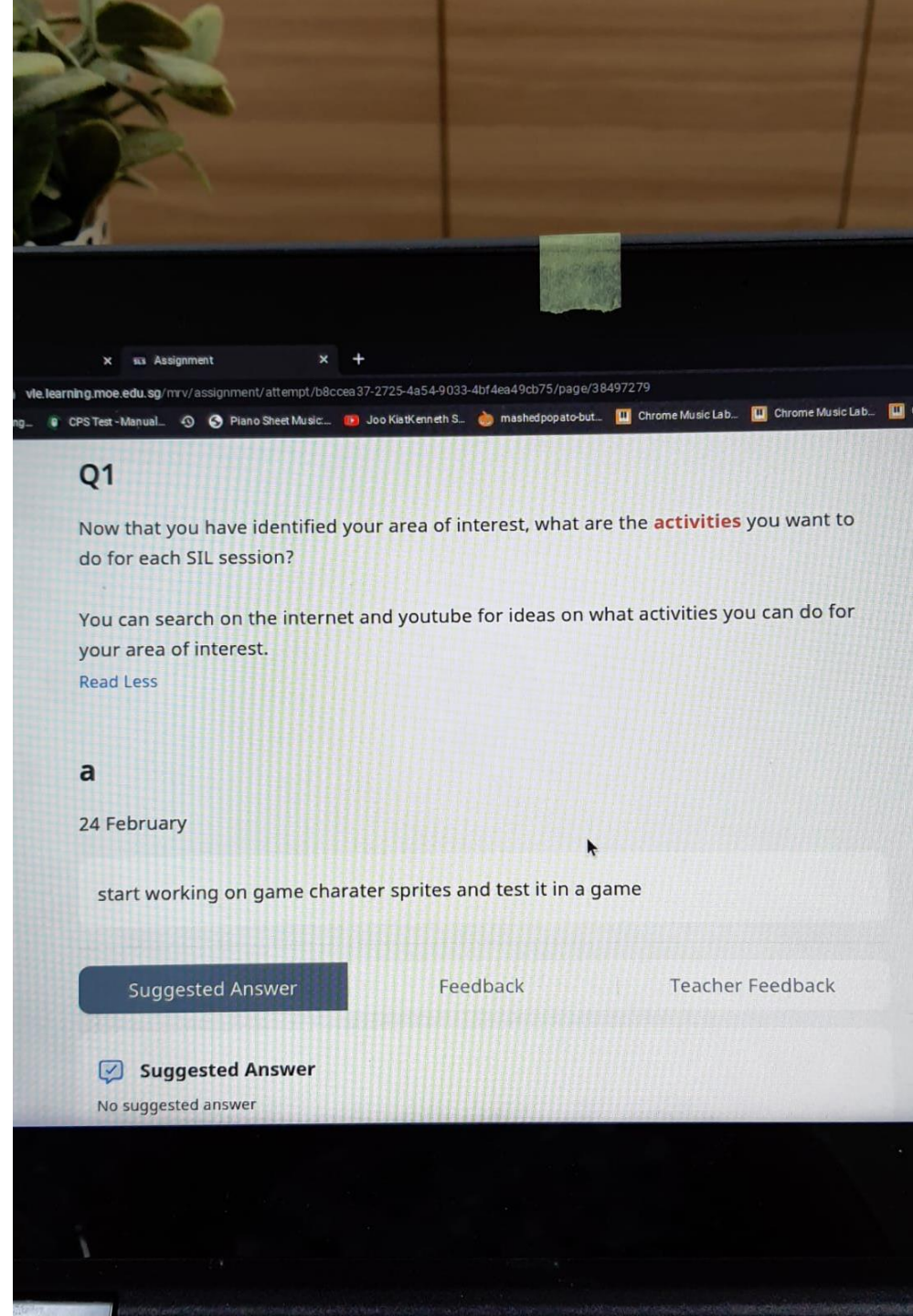
I learnt that ICT was an area I could explore in.



DEVELOP IDEAS THROUGH CRITICAL AND INVENTIVE THINKING

During one of the SIL session on HBL day, I accessed SLS and selected Technology and Innovation as my domain of interest.

I planned for 6 sessions of activities to achieve my learning goal.



DEVELOP IDEAS THROUGH CRITICAL AND INVENTIVE THINKING

In each of these 6 sessions, I reflected on my experience, my challenges and how I overcame them.



Experience

“I tried making sprites for games. I wanted to explore which format I should use and how would I code it in.”



Challenges

“It takes a lot of time to do just one character and I may not be able to finish throughout this STARS programme.”




Solution

“So I went with animating game design instead and through coding, I configured controls for my game.”

MY GAME CHARACTER SPRITES



DEEPENING SKILLS THROUGH COLLABORATION



Our classmates took turns to share our projects and experiences in small groups during the STARS Showcase. It was inspiring listening to my friends.



Day 1 (24 Feb) What I did and what I learnt

- Today I tried making sprites for various games i like to see which format i should use and how would I code it in.
- I learnt that most sprites in common newer games use .png files or .jpeg files. Old, retro games like Sonic and Mario use .bmp file (.bitmap) which relies on a separate colour palette scheme given. For .bmp files, there is a neutral colour that will be deleted to make the background of the sprite transparent, like a .png.

DEMONSTRATE AND DISPLAY LEARNING THROUGH COMMUNICATION

During the Showcase, I was chosen by my friends to share with the class the outcomes of my learning.

I shared the game I created and presented my reflection on my experience, challenges and solution.

**OTHER INSPIRING STORIES
FROM THE STARS PROGRAMME**



HELLO!
I AM JUSTIN 😊

I selected Sustainable Living as my domain of interest.

I did recycling, water filtration and growing of my own produce.

This is my grandmother.



SUSTAINABLE LIVING: WATER FILTRATION & GROWING PLANTS

"Growing plants is hard! Fortunately, I had help from my grandmother who is an experienced gardener. She updates me about our chilli harvest and we've shared our chillis with my aunts. We've definitely grown closer together."

Justin Chionh

CLOTHING STUDIES!! ♡



AESTHETICS: DRAWING


"I've been wanting to explore using digital art as my medium. I never thought I'd be capable of these sketches."

Le Phuong Minh

SPORTS: JUGGLING

"I always wanted to learn how to juggle, yet I never did. SIL provided me with the structure and discipline to finally master it."

Ashton Kwok



AESTHETICS: BAKING & COOKING

"I always had doubts about the outcome. However, my mum was there to show me the way when I needed it and that gave me confidence. She also took this picture 😊"

Joel Gan



READING & WRITING: SHORT STORY

"I like how I had full control over my own writing. I was not limited by a topic. SIL gave me the opportunity to explore whatever came to mind. I valued that creative freedom!"

S. Vikasini

~~Once Upon A Time~~ ^{All A} Soldier.

Mr Sellen was a man of few words. He lived in the quiet town of Salem and went about with his daily life in a orderly manner. He was as tall as a flagpole and muscles bulged out making him look tough and buff. His head which might have once been held high was now sunken in. With his startling moustache and dragon tattoos he struck most as violent or aggressive. However, that was far from the truth, he might have once been a smart military guy but those days were over.

One day, he got an invitation. He examined it closely before opening it, to make sure it was a sick joke. It was addressed him and the ~~the~~ address was correct but it was from the church. He grudgingly opened it and a small message flew out. It was written in intricate and curvy handwriting: "Come at once, there is a gathering." Mr Sellen snorted he hardly went these kind of things. Still, he decided to go, sometimes they did put out good deals. Also, it had been a long time since he got out.

He locked the door of his dingy house and walked into Salem. Mr Sellen looked around, the place was dark with grounds of smoke. He went over to the church and what he saw there made him jump.

If you're thinking what could make a 60 year old man, who had been in the military jump, well, it was... it was... you know what you will know as you read on. Three children stood there. Two girls and a boy. The priest started talking. "Oh, these 3 you see, are not thy children, they are incarnations of Satan." The village gasped "What shall we do 'yer people, we burn them!" he shouted. The people ~~they~~ hyped it up chanting 'Burn'. Mr Sellen watched horrified. The mother of the children watched her body sprouted on the floor, thick tears running across her eyes trying to catch the priests foot trying to stop the atrocity. Her dark hair swept across her face and her raspy voice begged mercy for her children. However the kids did not move an inch. They stood there without flinching, knowing very well that death was hovering over them, a black shroud, a dark shadow.

Mr Sellen knew he could not stand as he watched. He looked at the children. He felt a surge of rage. He knew that he would not just watch. Acting on impulse, like he had been trained to do he launched forward.

QUOTES & REFLECTION FROM TEACHERS

“AT FIRST, SIL WAS DIFFICULT TO SOME. HOWEVER, I LEARNT HOW POWERFUL PEER INFLUENCE CAN BE. MOTIVATION GREW AMONG MY STUDENTS AND EVERYONE COMPLETED THEIR PROJECT IN THE END.”

Mrs Yvonee Wong,
Form Teacher

“SIL OFFERED ME AN OPPORTUNITY TO TAKE A PEEK INTO MY STUDENTS’ WORLD. IT GAVE ME A CHANCE TO AFFIRM THEM AS THEY PURSUE WHAT THEY ARE PASSIONATE ABOUT.”

Mrs Ong Li Tyng,
Form Teacher

QUOTE & REFLECTION FROM PARENT

“I WORKED ALONGSIDE MY SON AS HE EXPLORED COOKING. HE TOOK THE LEAD AND I WAS THERE ONLY TO ASSIST WHEN NEEDED. THE OUTCOME WAS HIS ALONE AND I AM PROUD OF HIM.”

Dr. Gloria Kong,
Mother



SHINE PROGRAMME (POST EXAM)


Extension of SIL to SHINE Like MADD Programme

Theme	Activities
S ports	Learning a new sport – badminton, basketball, football Exercised – jogging
T echnology & Innovation	Video editing, coding on scratch, animation trollege, animated game sprites, code asteroid shooter game.
A esthetics – Craft, Drawing, Culinary	Bracelet making, origami, crochet, sewing
	Blending colours, anime
	Cooking new recipes (eg fried rice, pancakes, diff types of eggs), italian recipes (fettucine, carbonara pastas), steak
R eading & Writing	Bullet journaling, learning a new language on duolingo like Korean and Japanese, creative writing, book reviews
S ustainable Living	Build eco house, upcycle products

SHINE Like MADD Programme

- **Outdoor Sports**
- **Game Design**
- **Micro: bits**
- **Metal Tooling**
- **Panel Painting**
- **Clay Art**
- **Stop Motion**
- **Hip Hop/K-pop**
- **Tongue Drum**
- **Garage band**
- **African Percussion**
- **Creating Appetisers**
- **Baking**
- **Barista**
- **Youtuber**







“The future
belongs to
those who learn
more skills and
combine them
in creative
ways.”

- Robert Greene

SIL IS NOT JUST
ANOTHER
SCHOOL
ACTIVITY.
IT MAY
VERY WELL
BE THE
STEPPING STONE
TO SUCCESS!

HAPPY
SIL !!!